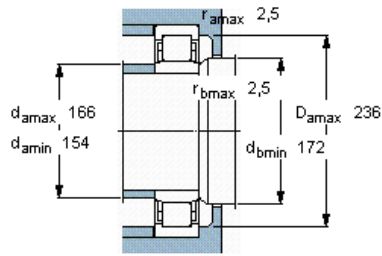
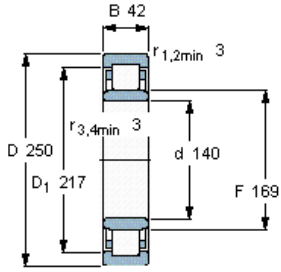
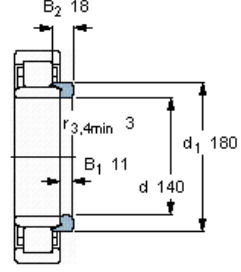


Cylindrical roller bearings, single row

Principal dimensions			Basic load ratings		Designation	Angle ring
d	D	B	dynamic C	static C0	* SKF Explorer bearing	Designation
mm			kN		-	-
140	250	42	450	510	NU 228 ECJ *	HJ 228 EC



Calculation factors
 k_r 0,15
 e 0,2 γ 0



HJ 228 EC
 Mass kg 1,00